


Regal Princess®

Passenger Capacity: 3,560
 Length: 1,082 ft.
 Gross Tonnage: 142,229
 Enters Service: 2014



← Aft

Forward →

Sports 18

Sun 17

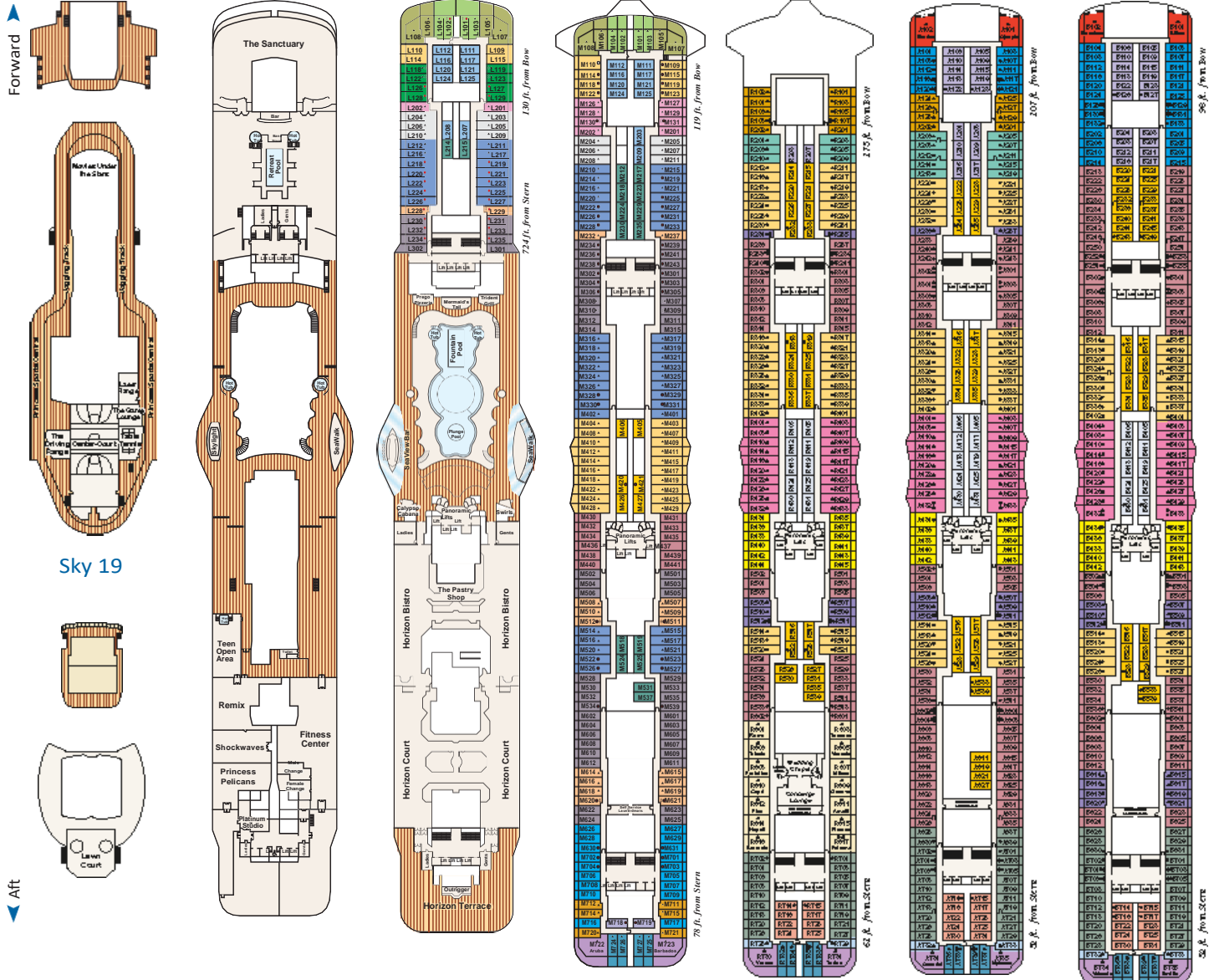
Lido 16

Marina 15

Riviera 14

Aloha 12

Baja 11



← Aft

← Aft

Stateroom Description

SUITE

- S2** Owner's suite Aft (Marina, Riviera, Aloha, Baja, Caribe, Dolphin, Emerald)
- S4** Penthouse suite Mid-aft (Riviera)
- S8** Premium suite Forward (Aloha, Baja, Caribe, Dolphin)

MINI-SUITE

- M6** Premium Forward (Lido, Marina)
- MA** Mid-ship (Riviera, Aloha, Baja, Caribe)
- MB** Mid-forward, Mid-aft (Riviera, Aloha, Baja, Caribe), Mid-ship (Marina)
- MC** Mid-forward, Mid-aft (Lido, Marina)
- ME** Forward (Riviera, Aloha)
- MF** Forward (Lido, Marina)

DELUXE BALCONY

- DX** Premium Aft (Marina, Riviera, Aloha, Baja, Caribe, Dolphin, Emerald)
- DA** Mid-ship (Dolphin)
- DB** Mid-forward, Mid-aft (Riviera, Aloha, Baja, Caribe, Dolphin)

DELUXE BALCONY (CONT.)

- DC** Mid-forward, Mid-aft (Lido, Marina, Emerald)
- DD** Aft (Riviera, Aloha, Baja, Caribe, Dolphin)
- DE** Forward (Riviera, Aloha, Dolphin), Aft (Marina, Emerald)
- DF** Forward (Lido, Marina, Emerald)
- DV** Obstructed view Mid-ship (Emerald)
- DW** Obstructed view Mid-forward, Mid-aft (Emerald)
- DZ** Obstructed view Forward (Lido, Marina, Emerald)

BALCONY

- BA** Mid-ship (Riviera, Aloha, Baja, Caribe, Dolphin)
- BB** Mid-forward, Mid-aft (Riviera, Aloha, Baja, Caribe, Dolphin), Mid-ship (Marina)
- BC** Mid-forward, Mid-aft (Lido, Marina)
- BD** Aft (Riviera, Aloha, Baja, Caribe, Dolphin)
- BE** Forward (Aloha, Baja, Caribe, Dolphin), Aft (Marina, Emerald)

BALCONY (CONT.)

- BF** Forward (Lido, Emerald)
- BV** Obstructed view Mid-ship (Emerald)
- BW** Obstructed view Mid-forward, Mid-aft (Emerald)
- BX** Obstructed view Aft (Emerald)
- BZ** Obstructed view Forward (Lido, Marina)

INTERIOR

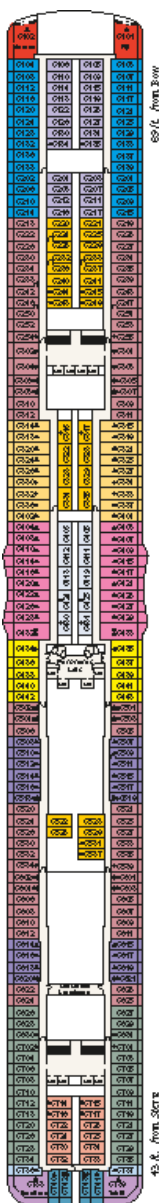
- IA** Mid-ship (Riviera, Aloha, Baja, Caribe, Dolphin)
- IB** Mid-forward, Mid-aft (Riviera, Aloha, Baja, Caribe, Dolphin), Mid-ship (Marina, Emerald)
- IC** Mid-forward, Mid-aft (Lido, Marina, Emerald)
- ID** Aft (Riviera, Aloha, Baja, Caribe)
- IE** Forward (Riviera, Aloha, Baja, Caribe, Dolphin), Aft (Marina)
- IF** Forward (Lido, Marina, Emerald)

- Wheelchair-accessible stateroom; shower only
- Will accommodate third and fourth person
- ▲ Will accommodate third person
- * Balcony door blocked when upper berth is in use.

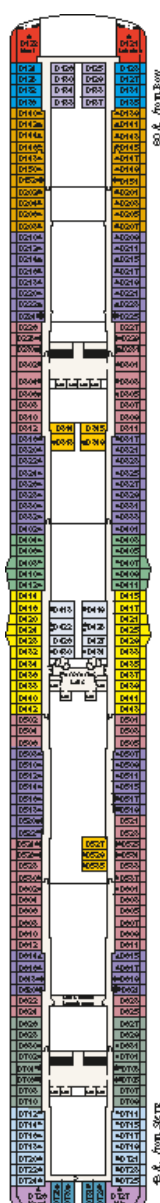
Note: Some areas of the ship are not accessible to wheelchairs and scooters. Distances shown are from the bow (forward) to stern (aft) to the nearest stateroom. Stateroom views are considered unobstructed unless noted otherwise. Obstructions do not include certain nautical items like handrails, dividers or ship hardware. For balcony staterooms, the views determined from the perspective of the balcony railing. Balconies may have either solid steel or toughened glass railing. Call 1-800-774-6237 for more information.

Note: Deck plans are for Royal Princess only. Deck plans for Regal Princess may vary, including an aft pool on Lido 16.

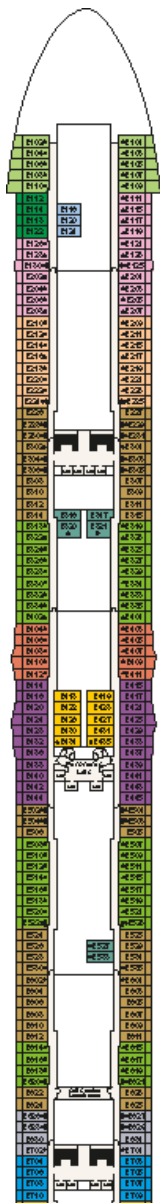
Caribe 10



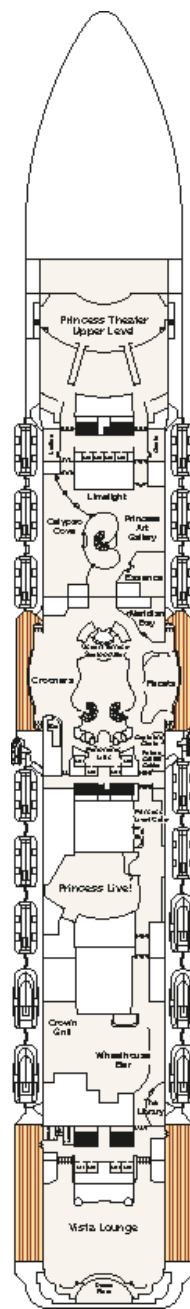
Dolphin 9



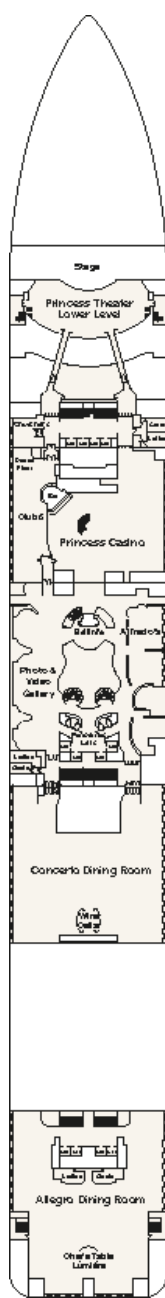
Emerald 8



Promenade 7



Fiesta 6



Plaza 5

